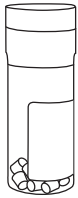


LYFO DISK® Instructions for Use

1




Remove the unopened LYFO DISK® vial from 2°C to 8°C storage and allow the unopened vial to equilibrate to room temperature.

2



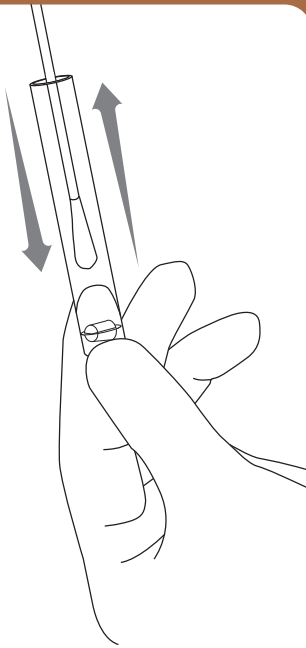
Aseptically remove one (1) pellet with sterile forceps from the vial. **Do not remove desiccant.**

3



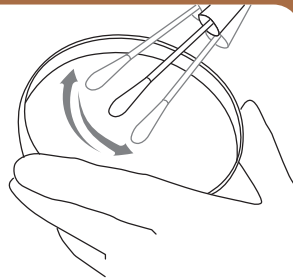
Place the pellet in 0.5 mL of sterile fluid (water, saline, TSB, or BHIB). **IMMEDIATELY** stopper and recap vial and return the resealed vial to 2° to 8° storage.

4



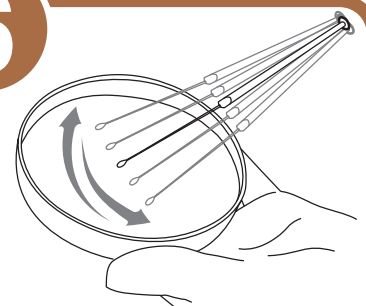
Crush the pellet with a sterile swab until the suspension is homogenous. **IMMEDIATELY** heavily saturate the same swab with the hydrated material and transfer to agar medium.

5



Inoculate the primary culture plate(s) by gently rolling the swab over one-third of the plate.

6



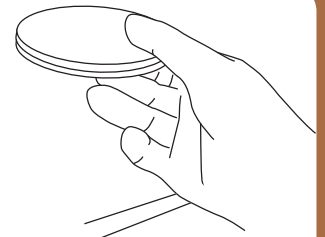
Using a sterile loop, streak to facilitate colony isolation.

7

Using proper biohazard disposal, discard the remaining hydrated material.



8



IMMEDIATELY incubate the inoculated media at temperature and conditions appropriate to the microorganism.